

cocoon concept.

FULL COLLECTION



Cocoon Lighting



JARDINICO OUTDOOR UMBRELLAS

SUMMARY



With strong roots in the production of garments in the 60's, Jardinico umbrella focuses on the fabrication of high-quality outdoor cushions for European designers and exclusive brands and easy handling systems. Our complete range of exclusive garden umbrellas, supported by an exceptional offer in innovative garden accessories, makes every terrace unique. For a finishing touch, you can make a selection out of our broad range of vases, candles and lounge lights. They turn your outdoor space into a cosy place to sit back and to relax.

FABRIC




Polyester

The Jardinico polyester is a weather-proof, high quality fabric that offers an optimal protection against UV rays. 100% polyester - 250g/m² - Teflon coated.



Textilene

Creating shade without taking away the sky view is only one of the exceptional features of textilene. Next to its remarkable aesthetic qualities, it has an excellent resistance to UV rays, it dries quickly, remains cool even in sunlight and combines comfort with trouble-free care.



Acryl

Woven from solution-dyed acrylic fibres, Sunbrella® outdoor fabric is specially designed for outdoor usage. Its color holds fast over time and it is highly resistant to water, greasy substances and UV rays. Easy to maintain, it can remain outdoor, whatever the weather.



Olefin

Olefin is a synthetic fiber that is much appreciated because of its strength, colorfastness and comfort. This very lightweight material dries quickly and is stain and sunlight resistant.

ASPEN



Cover: 100% acryl
Finishing: Aluminium, flexible rib ends, alu cap
Pole: Free pole, aluminium (powder coated, silver anodised)
Tilt: Free pole umbrella, tilt in height, 360° rotation
Winch system: Crank
Number of ribs: 8
Protection cover: Optional
Max. wind speed: 29-38 km/h
Canopy colors in stock:



dimension	color	color pole
☒ 300x300 cm	natural, gris nature	silver anodised
☒ 300x300 cm	taupe	taupe powder coated

*Many other colors available on request

ASPEN BASE: GENOVA BLACK GRANITE (PT000051)



Dimension: 80 X 80 X 5 cm
Weight: 100 kg
Material: Black granite with 4 wheels (mounted on base)



KINGSTON



Cover: 100% acryl
Finishing: Aluminium, flexible rib ends, alu cap
Pole: Free pole, aluminium (powder coated, silver anodised)
Tilt: 360° rotation, possibility to tilt umbrella
Winch system: Crank
Number of ribs: 8
Protection cover: Optional
Max. wind speed: 39-49 km/h
Canopy colors in stock:



dimension	color	color pole
☒ 300x400 cm	taupe, natural, black, gris nature	silver anodised
☒ 400x400 cm	taupe, natural, black, gris nature	silver anodised

*Many other colors available on request

KINGSTON BASE: KINGSTON BASE BLACK GRANITE (PT000117)



Dimension: 100 X 100 X 10 cm
Weight: 300 kg
Material: Black granite with 4 wheels (mounted on base)



WAIKIKI



Cover: Polyester 250 gr/m²
Finishing: Aluminium, steel ribs
Pole: Aluminium (powder coated anthracite or white), 38 mm, 2 pcs
Tilt: Yes
Winch system: Crank
Number of ribs: 24
Protection cover: Optional
Max. wind speed: 12-19 km/h

Canopy Colors in stock: aruba chili red natural purple fuchsia willow yellow taupe

dimension	color	color pole
∅ 250 cm	taupe	anthracite
∅ 250 cm	natural, chili red, willow, aruba, purple, bright yellow, fuchsia	white
∅ 300 cm	taupe	anthracite
∅ 300 cm	natural	white

WAIKIKI BASE: SIENNA BASE (PT000113)



Dimension: 47 X 47 X 7.5 cm
Weight: 35 kg
Diameter of the tube: 33-58 mm
Material: Telescopic handle base with 2 wheels, dark grey granite

TIKI PUSH UP (PLUS)



Cover: 100% acryl
Finishing: Aluminium, adjustable rib ends
Pole: 38 mm - 1 pc, shiny anodised
Tilt: No
Winch system: New magnodraulic system for easy push up
Number of ribs: 4 or 6
Protection cover: Optional
Max. wind speed: 29-38 km/h

Canopy Colors in stock: gris nature natural taupe black

dimension	color	color pole
☒ 200x200 cm	black, gris nature, taupe, natural, paris red	shiny anodised
☒ 230x230 cm	black, gris nature, taupe, natural	shiny anodised
☒ 300 cm	black, gris nature, taupe, natural	shiny anodised

*Many other colors available on request

TIKI PUSH UP (PLUS) BASE: SIENNA BASE (PT000113)



Dimension: 47 X 47 X 7.5 cm
Weight: 35 kg
Diameter of the tube: 33-58 mm
Material: Telescopic handle base with 2 wheels, dark grey granite



PARADISE UMBRELLAS

SINGLE / MULTIPLE OUTDOOR UMBRELLAS



FABRIC

Fabric Colors

The fabric is the most important part of any umbrella. This is why at Cocoon we offer only the best outdoor fabrics available on the market today.




Acrylic 100%, 300gr/sqm, made in Spain

Acrylic fabric (100%) is non-decomposable and anti bacterial with a 10 year warranty. The Teflon-treated fabric is water and dirt resistant.



PVC Précontraint, 590gr/sqm, made in France

100% waterproof, pre-tensioned high dimensional stability, UV resistant, fireproof (2nd class), easy to maintain, durable and tear resistant.



Micro aired soltis 400gr/sqm

Outward visibility, micro-ventilated, light, durable and 100% recyclable.

FINISHING


Ribbon

The final customization touch is the ribbon color, which is available in all listed fabric colors.



Metal parts

All metal parts are zinc plated and furnace painted in the following RAL colors (choice):



Ribs (20x40x2mm)

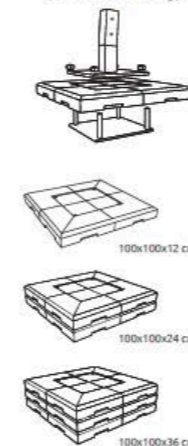
For all umbrellas up to 4x4 m with a Raised Valve the ribs can be wooden or aluminum. All larger umbrellas and Split Solution umbrellas have ribs that are made only of aluminum. The available colors are:



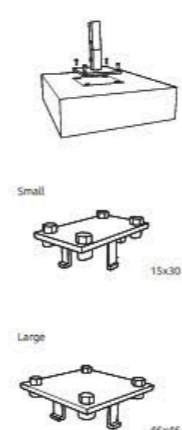
All other colors are available with an extra charge.

WEIGHT

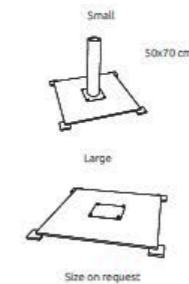
Large concrete base (250-500-750 kg)



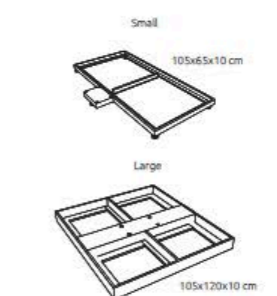
Inground bracket



Metal plate (60kg)



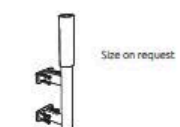
Metal frame for air shipping (weights not included)



Round concrete base



Wall Bracket (Talento Steel & Gemelli Steel)



PARADISE UMBRELLA

CENTRAL POLE UMBRELLAS

BEALE






The Beale is a classic central beam umbrella with updated features like its 12 reinforced aluminum splints and telescopic pole that allows it to open up to dimensions of 50m² under a single umbrella canopy. The telescopic system allows umbrella opening or closing without removing the chairs and tables underneath. Every rib is crafted from reinforced aluminum.

STANDARD

- Waterproof cover
- Base included
- Raised wind valve
- Telescopic
- Easy rib change
- Low winch

OPTIONAL

- Ground anchor
- Velcro
- Raingultter
- Split solution (anti-wind system)

	450x550 cm 500x600 cm 550x650 cm 600x700 cm		500x500 cm 550x550 cm 600x600 cm 650x650 cm 700x700 cm
	Ø550 Ø600 Ø650 Ø700 Ø750 Ø800		

KYLE



The Kyle is a tent-umbrella, a new concept that embodies the best qualities of a mountable tent but with the open/close easy of action of an umbrella. This even exempts it from the permits associated with permanent, gazebo and tent-like structures that need to be assembled and dismantled with each use. The sturdy construction, made entirely of zinc coated welded iron, allows the sheets to be closed using either Velcro or pulleys. This feature makes it the perfect solution for all seasons. These attributes, along with its patented electric opening mechanism and futuristic look, have earned the Kite recognition as the "future of outdoor umbrellas".

STANDARD

- Waterproof cover
- Base included
- Strong wind resistance

OPTIONAL

- Ground anchor
- Velcro
- Raingultter

	300x300 cm 350x350 cm 400x400 cm 450x450 cm 500x500 cm 600x600 cm
-------------------------------------------------------------------------------------	----------------------------------------------------------------------------------

PARADISE UMBRELLA

SIDE POLE UMBRELLAS

TELFORD





The Telford is a medium size umbrella with a lateral post. Thanks to its extreme versatility and ease of handling, it is suitable for both private and professional use. The vertical load bearing beam permits optimal usage of the area beneath, just as the possibility to rotate the base by 360° makes it possible to 'chase' the shade during the course of the day.

STANDARD


- Waterproof cover
- Base included
- Raised wind valve
- 360° rotation
- Easy rib change
- Low winch

OPTIONAL

- Ground anchor
- Velcro
- Raingultter
- High winch (anti-andalic)
- Split solution (anti-wind system)

	200x300 cm 250x350 cm 300x400 cm 350x450 cm		250x250 cm 300x300 cm 325x325 cm 350x350 cm 400x400 cm
	Ø300 Ø350 Ø400 Ø450		

TELFORD STEEL






Telford Steel is an umbrella with a simple elegant design. The clean lines and 360° revolving design make it versatile and suitable for all environments. It is mostly requested for terraces and platforms, where the traditional concrete base would limit the useful ground space. The mirror polished stainless steel version is suitable for installation on luxury yachts and modern buildings.

STANDARD

- Waterproof cover
- Base included
- Raised wind valve
- 360° rotation
- Easy rib change
- Low winch

OPTIONAL

- Ground anchor
- Velcro
- Raingultter
- Wall bracket
- Split solution (anti-wind system)

	200x300 cm 250x350 cm 300x400 cm 350x450 cm		250x250 cm 300x300 cm 325x325 cm 350x350 cm 400x400 cm
	Ø300 Ø350 Ø400 Ø450		

PARADISE UMBRELLA

MULTIPLE UMBRELLAS

GAUTHIER LATERALE



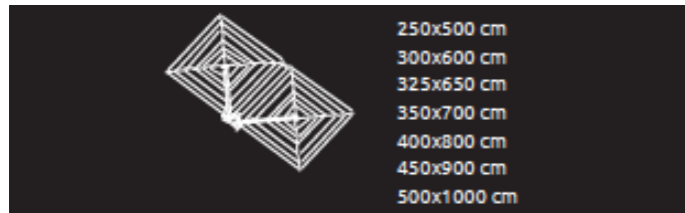
With its two inward leaning canopies that join on a central or lateral support the Gauthier Laterale creates a large rectangular shadow that can cover a space of up to 16.5 x 33 ft. The Gauthier Laterale can also connect with other modular systems, such as the Merlin and the Cosme cover even irregular spaces. The lateral support version is ideal for covering large tables or buffets.

STANDARD

- Waterproof cover
- Base included
- Raised wind valve
- Raingutter
- Easy rib change
- Low winch

OPTIONAL

- Ground anchor
- Velcro
- High winch (anti-andalic)
- Split solution (anti-wind system)



GAUTHIER CENTRALE



The central post solution leaves the surrounding zone free to access and a concrete base can be used as an elegant table or a sitting bench.

STANDARD

- Waterproof cover
- Base included
- Raised wind valve
- Raingutter
- Easy rib change
- Low winch

OPTIONAL

- Ground anchor
- Velcro
- High winch (anti-andalic)
- Split solution (anti-wind system)



PARADISE UMBRELLA

MULTIPLE UMBRELLAS

GAUTHIER STEEL



Gauthier Steel is part of the steel line and represents an evolution of the Gauthier Steel Umbrella. The two umbrellas can be oriented and moved when closed to 'follow' the shade during the day. The entire structure is made of thick galvanized steel and painted in the selected color. The Gauthier Steel has an innovative but simple design. The finely polished AISI 316 stainless steel version of this double patio umbrella is suitable for most exclusive modern environments and luxury yachts.

STANDARD

- Waterproof cover
- Base included
- Raised wind valve
- 180° rotation
- Raingutter
- Easy rib change
- Low winch

OPTIONAL

- Ground anchor
- Velcro
- Wall bracket
- Split solution (anti-wind system)



COSME



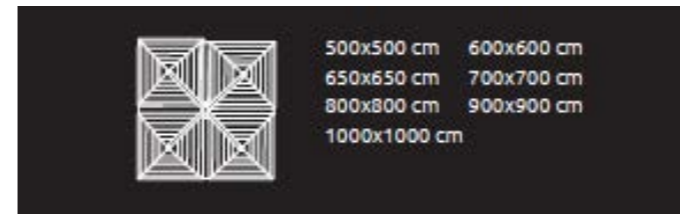
The Cosme has four square canopies that each expand to 16.5ft and all together can cover an area of up to 1,089 square feet. The structure commands attention with the finest most sought after trims on the market today. The Cosme is ideal for covering large square spaces and designed to prevent rainwater from seeping between the canopies by use of a special drip-guard linkage system.

STANDARD

- Waterproof cover
- Base included
- Raised wind valve
- Raingutter
- Easy rib change
- Low winch

OPTIONAL

- Ground anchor
- Velcro
- High winch (anti-andalic)
- Split solution (anti-wind system)





BEAN BAG

OUTDOOR BEAN BAGS



SUMMARY

Our bean bags are designed and made in New Zealand with meticulous attention to detail, these innovative outdoor accessories will form the focal point of your socialising over summer. You'll have to fight your family and friends for your turn to use them!

Using waterproof inner liners and the world-renowned Sunbrella® marine grade fabric, these durable outdoor bean bags are designed to handle the elements: hot, cold, wet, dry - even corrosive salt air and mildew!

All whilst remaining to look great year after year. Rest assured, this is outstanding value for money. You won't be disappointed!

FABRIC

Sunbrella® Fabric

There are a number of factors that combine to make our bean bags outstanding, but probably one of the most important is the high-quality Sunbrella® Marine fabrics we use which is water repellent and able to withstand prolonged exposure to sun, rain and salt air.

Sunbrella® have been designing fabrics for the marine market for over 50 years – so they know what it takes to endure the harshest of outdoor environments.

Sunbrella® fabrics are:

- Marine grade, resilient to salt water and air
- UV resistant, with a 5-Year Fade-free guarantee
- Treated for mildew, ideal for wet outdoor environments
- Scotchguarded against spills and 'misadventures' – see our video below
- Machine washable, making them extremely low maintenance

Subrella Color Swatches



*more colors available on request

MATERIALS

Heavy duty Outdoor Stitching and Construction - promoting long-term outdoor durability

Durable YKK Zips - with removable liner tabs to prevent children accessing beans

Removable Waterproof inner liner - the Sunbrella® fabric shell is water resistant but also breathable, so that the bean bags don't 'sweat' in hot environments.

Grab handles - for easy transporting, inside and out

Form Holding Design - cleverly constructed to hold their form, without collapsing into an unsightly sack of beans like most traditional beanbags.


BEAN BAG

OUTDOOR BEAN BAG CHAIRS

LABADIE CHAIR



Our outdoor bean bag chair is stylish, versatile and lightweight - perfect for relaxing outdoors this summer. Combine a couple of these with an ottoman for an ultra-comfortable outdoor setting.



Weight
300-350L


Sunbrella Colors



LABADIE LOUNGER



Throw away your uncomfortable deck chair or sun lounger! The curvaceous outdoor bean bag lounger is ideal for relaxing in the sun, on the deck, by the pool, or in your favourite spot in the garden. Perfect summer tranquility!



Weight
450-500L

Sunbrella Colors



BEAN BAG

OUTDOOR BEAN BAG OTTOMANS

OTTOMAN (LARGE & SMALL)



The large bean bag ottoman forms the perfect centrepiece for a group of bean bag chairs, accompanied with a bottle of your favourite wine and cheese platter, for comfortable and casual alfresco socialising. The multi-purpose regular ottoman can be used in combination with the Lujo bean bag chair to create a lounge-style set, or use it by itself as versatile extra seating or as a side table.



Weight
Large size: 300-350L / Regular size: 150-200L

Sunbrella Colors





EDEN COLLECTION OUTDOOR FURNITURE



SUMMARY




Our furniture are made of high quality stainless steel, teakwood, aluminium, wicker and modern home furniture. We have our own R&D department to develop and custom made new product. We offer a distinctive furniture collection made of Viro, Rehau, batyline, sunbrella & sunproof fabric. We provide warranties on our product to ensure that our client deserve the best quality product that we manufacture.

Since 2010 our professional and excellent technique, we able to supply for 5 star hotels in local and overseas - St Regis Hotel, Sofitel Hotel, Banyan tree etc.....

FABRIC



RATTAN



BRANDA SOFA



Branda 2 Seater Sofa
W1400 x D710 x H710 mm
SH420 mm



Branda Single Sofa
W770 x D710 x H710 mm
SH420 mm



Branda Ottoman
W770 x D770 x H480 mm
SH420 mm



Branda Coffee Table
W1200 x D600 x H420 mm
SH420 mm

BERMUDA SOFA



Bermuda 2 Seater Sofa
W1380 x D700 x H710 mm
SH420 mm



Bermuda Single Sofa
W700 x D700 x H710 mm
SH420 mm



Bermuda Coffee Table
W1200 x D700 x H420 mm

RUMANIA SOFA



Rumania 2 Seater Sofa
W1550 x D860 x H720 mm
SH420 mm



Rumania Single Sofa
W940 x D860 x H720 mm
SH420 mm



Rumania Coffee Table
W1220 x D610 x H420 mm



Rumania Side Table
D520 x H510 mm

PURE SOFA



Pure 2 Seater Sofa
W1410 x D780 x H730 mm
SH420 mm



Pure Single Sofa
W700 x D780 x H730 mm
SH420 mm



Pure Corner Sofa
W780 x D780 x H730 mm
SH420 mm



Pure Coffee Table
W700 x D700 x H410 mm



Pure Ottoman
W790 x D790 x H380 mm

NOAH SOFA



Noah 2 Seater Sofa
W1420 x D830 x H660mm
SH420 mm



Noah Single Sofa
W830 x D830 x H660 mm
SH420 mm



Noah Coffee Table
W1210 x D710 x H250 mm

SHAPE SOFA



Shape 2 Seater Sofa
W1550 x D870 x H800 mm
SH420 mm



Shape Single Sofa
W870 x D815 x H800 mm
SH420 mm



Shape Coffee Table
W1030 x D560 x H420 mm

DETA SOFA



Detta 2 Seater Sofa
W1500 x D750 x H840 mm
SH420 mm



Detta Single Sofa
W670 x D750 x H840 mm
SH420 mm



Detta Coffee Table
W1200 x D600 x H480 mm

OCEAN SOFA




Ocean Conner Sofa
W900 x D900 x H730 mm
SH420 mm



Ocean Middle Sofa
W700 x D900 x D730 mm
SH420 mm



Ocean Coffee Table
W1100 x D600 x H320 mm



MAYA DINING



Maya Arm Chair
W550 x D620 x H890 mm
SH440 mm



Maya Dining Table
W900 x D1800 x H750 mm

TREE DINING



Tree Chair
W550 x D600 x H650 mm
SH460 mm



Tree Dining Table
W1800 x D900 x H750 mm

LIBERTY DINING



Liberty Arm Chair
W560 x D510 x H810 mm
SH440 mm



Liberty Dining Table
W2000(2500) x D1000 x H750 mm

MIYA DINING



Miya Arm Chair
W560 x D580 x H860 mm
SH440 mm



Miya Side Chair
W490 x D580 x H860 mm
SH440 mm



Miya Dining Table
W1800 x D900 x H750 mm

SALA DINING



Sala Arm chair
W540 x D610 x H860 mm
SH440 x AH650 mm



Sala Dining Table
W900 x D1500 x H750 mm



Sala Round Table
D1400 x H760 mm



Sala Dining Table
W900 x D2100 (1500) x H750 mm

ROMA DINING



Roma Arm Chair
W550 x D590 x H840 mm
SH450 mm



Roma Dining Table
W900 x D900 x H760 mm

EDEN COLLECTION

ARM CHAIR SETS

VOO VOO



Voo Voo Arm Chair W710 x D660 x H740 mm
SH390 mm
Voo Voo Tea Table D490 x H460 mm

LOTUS



Lotus Chair W710 x D640 x H750 mm
SH420 mm
Lotus Tea Table D490 x H490 mm



EDEN COLLECTION

SUNLOUNGES

NOVA SUNLOUNGE



Nova Sunlounge
W2060 x D730 x H360-1150 mm



Nova Side Table
W500 x D500 x H600 mm

SOLO SUNLOUNGE



Solo Sunlounge
W2100 x D820 x H360-940 mm



Solo Side Table
W500 x D500 x H450 mm

PURE SUNLOUNGE



Pure Sunlounge
W1980 x D650 x H300-940 mm



Pure Side Table
W450 x D450 x H420 mm



TEAK COLLECTION

OUTDOOR TEAK FURNITURE

SUMMARY



Teak is a very hard densely grained wood with high oil content. The unique combination of these characteristics makes teak wood naturally resistant to moisture, rot, warping, shrinking, splintering, insects, fungus and termites, making it an ideal material for the production of outdoor furniture.

TEAK

Comes from sustainably harvested teak. This highly dense timber is attractive with the very best durability. All wood is kiln dried with the temporary design to elevate your outdoor spaces.

FABRIC

Warm and cool materials combine for a perfect comfort. Strong line of stainless steel and rust proof aluminium with invisible welds and reinforced stress points - extremely strong and give the collection is an open invitation to relax in luxury for years to come.

SYNTHETIC FIBER

This fibres are from polyethylene fiber, which are both UV and weather resistant. The fibers are excellent for flexibility and stability in climate conditions.

TEXTYLENE

This all weather materials is extremely comfortable durability for outdoor and indoor use, built for modern day demands with easy maintainance and non-toxic materials.

VEGAS



Vegas stacking chair
H: 91 D: 47 W: 51

Vegas rectangular table
H: 77 D: 200 W: 100

KINGSTON



Kingston folding chair
H: 90 D: 42 W: 51

Kingston folding arm chair
H: 90 D: 42 W: 60

Kingston recliner chair
H: 108 D: 52 W: 60


ALIS



Alis folding chair
H: 90 D: 42 W: 51

Alis folding arm chair
H: 90 D: 42 W: 60

GARDEN SET



Garden arm chair
H: 90 D: 55 W: 60

Garden bench
H: 90 D: 85 W: 150

HAROLD



Harold folding chair
H: 85 D: 42 W: 51

Harold folding arm chair
H: 85 D: 42 W: 60

BATYLINE



Eton batyline recliner
H: 109 D: 51 W: 62

Venice batyline stacking chair
H: 90 D: 51 W: 50

Director batyline chair
H: 84 D: 42 W: 50

FOLDING TABLE



Rect folding table - Stand up



Mini rect fold table
H: 50 D: 50 W: 50



Round Folding table (stand up)



Mini round folding table
H: 50 D: 50 W: 50

TEAK SHOWER



Teak shower
H: 240 D: 100 W: 144

COCOON LIGHT

TABLE LIGHTS /
GARDEN LIGHTS /
POOL LIGHTS



SUMMARY

Innovation

Our **unbreakable, suspendable and rechargeable** LED module will illuminate an incredible choice of interchangeable diffusers.

Performance

Exclusive high technology waterproof LED modules featuring the most reliable and durable components. A **lion polymer battery** allows **800 battery charges** and great performance up to **20 hours running light**. An inductive charging system allows a longer and more efficient use of the products.

Effects

Progressive changing colors (over 50,000 colors) + 12 steady colors + (+1 memory color) + 12 flickering fading colors + 12 candle colors + 4 positions dimmer.

All the above at the reach of a 19 buttoned remote control.

Green

Low products, environmentally friendly.

No change of LED required (LED life: 50,000 hours +).

Safety

International safety and environmental standards: CE, LCD, R&TTE, C-Tick, FCC, RoHS, CAS, Reach compliant



CUSTOMIZE YOUR COCOON LIGHT

Stage 1 - Rechargeable LED module



Stage 2 - Choose your shade



INDIVIDUAL PACK




PROFESSIONAL PACK



Stage 3 - Enjoy your lights

Enjoy your lights



Easy to hang



TABLE LIGHTS

POLYRESIN

EGGITO PR-E9

POLYRESIN



Light Time*
7 - 20 hrs

Charging Time

High 5 - 6 hrs

MOQ
8 pcs



L: 300mm
W: 300mm
H: 340mm



ICITO PR-19

POLYRESIN



Light Time*
7 - 20 hrs

Charging Time

High 5 - 6 hrs

MOQ
8 pcs



L: 270mm
W: 270mm
H: 300mm



TABLE LIGHTS

REAL WAX CANDLES

CANDLIS 1 WA-J10

Real Wax Candle



Light Time* **7 - 20 hrs**

Charging Time **High 5 - 6 hrs**

MOQ **8 pcs**

L: 317mm
W: 317mm
H: 440mm

6KGS



CANDLIS 2 WA-J12

Real Wax Candle



Light Time* **7 - 20 hrs**

Charging Time **High 5 - 6 hrs**

MOQ **8 pcs**

L: 359mm
W: 359mm
H: 520mm

11KGS



CANDLIS 3 WA-J19

Real Wax Candle




Light Time* **7 - 20 hrs**

Charging Time **High 5 - 6 hrs**

MOQ **4 pcs**

L: 491mm
W: 491mm
H: 220mm

14KGS



CANDLIS 4 WA-J16

Real Wax Candle



Light Time* **7 - 20 hrs**

Charging Time **High 5 - 6 hrs**

MOQ **4 pcs**

L: 411mm
W: 411mm
H: 415mm

15KGS




*According to the color used, the intensity and the outside temperature.

TABLE LIGHTS

REAL WAX CANDLES

CANDLIS 5 WA-JS1

Real Wax Candle



Light Time* **7 - 20 hrs**

Charging Time **High 5 - 6 hrs**

MOQ **8 pcs**

L: 317mm
W: 317mm
H: 440mm

5KGS



TABLE LIGHTS

METAL SHADES

SQUAREO Dream 16 ST-HC1

Stainless steel




Light Time*
7 - 20 hrs

Charging Time
High 5 - 6 hrs

MOQ
8 pcs




L : 740mm
W : 375mm
H : 205mm



SQUAREO Dream 13 ST-HC3

Stainless steel




Light Time*
7 - 20 hrs

Charging Time
High 5 - 6 hrs

MOQ
8 pcs




L : 620mm
W : 315mm
H : 175mm



SQUAREO Dream 9 ST-HC7

Stainless steel




Light Time*
7 - 20 hrs

Charging Time
High 5 - 6 hrs

MOQ
8 pcs



L : 250mm
W : 250mm
H : 370mm



SQUAREO Bee 13 ST-HC4

Stainless steel





Light Time*
7 - 20 hrs

Charging Time
High 5 - 6 hrs

MOQ
8 pcs



L : 620mm
W : 315mm
H : 175mm



Stainless steel

RECTANGO Bee 9 ST-HB1



Light Time*
7 - 20 hrs

Charging Time
High 5 - 6 hrs

MOQ
8 pcs



L : 250mm
W : 250mm
H : 370mm



NEW




TABLE LIGHTS

METAL SHADES

OOLEO Tree 13 ST-HS1

Stainless steel



Light Time* **7 - 20 hrs**
 Charging Time **High 5 - 6 hrs**

MOQ **8 pcs**
 L: 250mm
 W: 250mm
 H: 370mm
 2 KGS



OOLEO Leaf 13 ST-HS2

Stainless steel



Light Time* **7 - 20 hrs**
 Charging Time **High 5 - 6 hrs**

MOQ **8 pcs**
 L: 250mm
 W: 250mm
 H: 370mm
 2 KGS



OOLEO Wind 13 ST-HS3

Stainless steel



Light Time* **7 - 20 hrs**
 Charging Time **High 5 - 6 hrs**

MOQ **8 pcs**
 L: 250mm
 W: 250mm
 H: 370mm
 2 KGS



OOLEO Bird Cage 9 ST-HA1

Stainless steel



Light Time* **7 - 20 hrs**
 Charging Time **High 5 - 6 hrs**

MOQ **8 pcs**
 L: 250mm
 W: 250mm
 H: 370mm
 2 KGS



NEW

*According to the color used, the intensity and the outside temperature.

TABLE LIGHTS

GLASS SHADES

ICYS GL-K10

Glass



Light Time* **7 - 20 hrs**
 Charging Time **High 5 - 6 hrs**

MOQ **8 pcs**
 L: 334mm
 W: 334mm
 H: 356mm
 7.5KGS



ICYM GL-K14

Glass



Light Time* **7 - 20 hrs**
 Charging Time **High 5 - 6 hrs**

MOQ **4 pcs**
 L: 334mm
 W: 334mm
 H: 225mm
 5.5KGS



TABLE LIGHTS

PE PLASTIC SHADES

MINI MAGIC PE-C14

PE - Polyethylene



Light Time* **7 - 20 hrs**
 Charging Time **High 5 - 6 hrs**

MOQ **8 pcs**
 L: 316mm
 W: 316mm
 H: 290mm
 2.8KGS



TEAR DROP PE-ETD

PE - Polyethylene



Light Time* **7 - 20 hrs**
 Charging Time **High 5 - 6 hrs**

MOQ **4 pcs**
 L: 420mm
 W: 242mm
 H: 392mm
 3KGS



EGGY PE-D19

PE - Polyethylene



Light Time* **7 - 20 hrs**
 Charging Time **High 5 - 6 hrs**

MOQ **8 pcs**
 L: 352mm
 W: 338mm
 H: 405mm
 3.4KGS



MINI DROP PE-EML

PE - Polyethylene



Light Time* **7 - 20 hrs**
 Charging Time **High 5 - 6 hrs**

MOQ **8 pcs**
 L: 520mm
 W: 310mm
 H: 310mm
 3.4KGS



*According to the color used, the intensity and the outside temperature.

TABLE LIGHTS

PE PLASTIC SHADES

MINI CUBE PE-B10

PE - Polyethylene



Light Time* **7 - 20 hrs**
 Charging Time **High 5 - 6 hrs**

MOQ **8 pcs**
 L: 228mm
 W: 228mm
 H: 250mm
 2.2KGS



MEDIUM CUBE PE-B13

PE - Polyethylene



Light Time* **7 - 20 hrs**
 Charging Time **High 5 - 6 hrs**

MOQ **8 pcs**
 L: 620mm
 W: 315mm
 H: 175mm
 3.9KGS



GARDEN LIGHTS

PE PLASTIC SHADES

CUBE PE-B43

PE - Polyethylene



Light Time*
7 - 20 hrs

Charging Time
High 5 - 6 hrs


MOQ
1 pcs



L : 473mm
W : 473mm
H : 475mm




6.9KGS



TRIPOD STOOL (Stackable) PE-LIN

PE - Polyethylene



Light Time*
7 - 20 hrs

Charging Time
High 5 - 6 hrs

MOQ
2 pcs



L : 443mm
W : 443mm
H : 528mm



8.2KGS



LONG DROP PE-E34

PE - Polyethylene



Light Time*
7 - 20 hrs

Charging Time
High 5 - 6 hrs

MOQ
4 pcs



L : 420mm
W : 357mm
H : 392mm



3.8KGS



GARDEN / POOL LIGHTS

PE PLASTIC SHADES

MINI MAGIC PE-C14

PE - Polyethylene



Light Time*
7 - 20 hrs

Charging Time
High 5 - 6 hrs

MOQ
8 pcs



L : 316mm
W : 316mm
H : 290mm



2.8KGS



STONES PE-C27

PE - Polyethylene



Light Time*
7 - 20 hrs

Charging Time
High 5 - 6 hrs

MOQ
4 pcs



L : 552mm
W : 302mm
H : 574mm



5.2KGS



TEAR DROP PE-ETD

PE - Polyethylene



Light Time*
7 - 20 hrs

Charging Time
High 5 - 6 hrs

MOQ
4 pcs



L : 420mm
W : 242mm
H : 392mm



3KGS



COSMIC PE-115

PE - Polyethylene



Light Time*
7 - 20 hrs

Charging Time
High 5 - 6 hrs

MOQ
8 pcs



L : 444mm
W : 444mm
H : 346mm



5.3KGS



*According to the color used, the intensity and the outside temperature.




GARDEN / POOL LIGHTS

PE PLASTIC SHADES

BOULES PE-A25

PE - Polyethylene



Light Time* **7 - 20 hrs**

Charging Time **High 5 - 6 hrs**

MOQ **4 pcs**

L: 545mm
W: 274mm
H: 510mm

4.3KGS



BOULES PE-A35

PE - Polyethylene



Light Time* **7 - 20 hrs**

Charging Time **High 5 - 6 hrs**

MOQ **2 pcs**


L: 736mm
W: 385mm
H: 370mm

5KGS



FLAT BALL PE-F31

PE - Polyethylene



Light Time* **7 - 20 hrs**

Charging Time **High 5 - 6 hrs**

MOQ **4 pcs**


L: 662mm
W: 340mm
H: 410mm

5.5KGS



BOULES PE-A50

PE - Polyethylene



Light Time* **7 - 20 hrs**

Charging Time **High 5 - 6 hrs**

MOQ **1 pcs**


L: 552mm
W: 552mm
H: 515mm

5.4KGS



PEEBLE PE-G31

PE - Polyethylene



Light Time* **7 - 20 hrs**

Charging Time **High 5 - 6 hrs**

MOQ **4 pcs**

L: 636mm
W: 362mm
H: 382mm

5.3KGS



*According to the color used, the intensity and the outside temperature.

ACCESSORIES

MODULES

Our outdoor induction rechargeable module manageable with a **REMOTE CONTROL** to easily give you the freedom to create the right mood for your terraces, swimming pools, restaurants, hotel rooms, events, etc ...

DESCRIPTION

- Progressive changing colors (over 50,000 colors)
- 12 pre selected steady colors
- 12 flickering fade colors
- 12 candle colors
- 4 positioned dimmer on all colors
- 1 personalized color in memory
- Suspendable
- 19 buttoned remote control
- Induction charger
- Lion Polymer battery
- Eco friendly
- 1 year warranty
- Up to 800 charges
- CE, LVD, R&TTE, C-Tick, FCC, Rohs, IP68, CAS, Reach compliant



High Intensity
2W



Ultra High Intensity
3W

ACCESSORIES

LIGHT TIME

7 to 20 hours
According to the color used, the intensity and the outside temperature.

CHARGING TIME

High Intensity: 5 to 6 hours

CHARGERS

CHARGER 1

Input voltage: 100V – 240V / 50-60 Hz
Output voltage: DC 5V



CHARGER 8

Input voltage: 100V – 240V / 50-60 Hz
Output voltage: DC 5V



REMOTE CONTROL

19 buttoned remote control

DISTANCE

20 meters

Available with the remote control:

- Progressive changing colors (over 50,000 colors)
- 12 pre selected steady colors
- 12 flickering fading colors
- 12 candle colors
- 4 positioned dimmer on all colors
- 1 personalized color in memory



COCOON ULTRA BRIGHT TEA CANDLE



DESCRIPTION

- 4 Times Brighter than normal tea candles
- Charging Time: 8 Hours
- Lighting Time: 12 Hours
- Remote Control
- Timer
- Candle Effect
- Dimmer

ICITO PR-T09



Light Time*
8 - 12 hrs



Charging Time
8 hrs



MOQ
12 pcs



Weight
3 kg



L: **260 mm**
W: **180 mm**
H: **260 mm**



MARY PR-T10



Light Time*
8 - 12 hrs



Charging Time
8 hrs



MOQ
12 pcs



Weight
3 kg



L: **260 mm**
W: **250 mm**
H: **300 mm**





LED FURNITURE OUTDOOR FURNITURE



SUMMARY

Innovation

Using the rotational molding process enclosure, with frosted PE, our products are **unbreakable, suspendable, waterproof and rechargeable**.

Performance

Exclusive high technology waterproof LED modules featuring the most reliable and durable components. A **lithium rechargeable battery** allows great performance up to **12 hours running light**. Constructed from **energy-efficient LED** and **durable PE plastic**.

Effects

Progressive changing colors (over 50,000 colors) + 16 steady colors + 12 flickering fading colors + 2 positions dimmer + colorful hopping + monochromatic flashing + colorful flicker
All the above at the reach of a 24 buttoned remote control.

Green

Low products, environmentally friendly.
No change of LED required (LED life: 50,000 hours +).

Safety

International safety and environmental standards: UL, CE, RoHS, IP65, reach compliant



WATERPROOF



UP TO 20 HRS



RECHARGABLE
BATTERY



DIMMABLE



LED LIGHT
COLOR CHANGING



REMOTE CONTROL



ECO FRIENDLY

TYPES OF MODULES

Connector Module



Comes with adapter and remote

Removable Module



Modules can be easily removed by screwing



Comes with adapter and remote

COCKTAIL TABLES

CONNECTOR MODULE

COCKTAIL TABLE 1 HJ110

PE material



Light Time*
8 - 12 hrs

Charging Time
4 - 5 hrs

L: **60 cm**
W: **60 cm**
H: **112 cm**

Weight
12 kgs



COCKTAIL TABLE 2 HJ305A

PE material with tempered glass

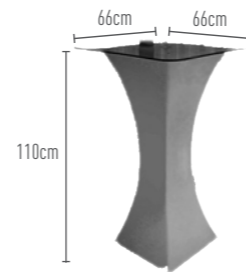


Light Time*
8 - 12 hrs

Charging Time
4 - 5 hrs

L: **45 cm**
W: **45 cm**
H: **111 cm**

Weight
18 kgs



COCKTAIL TABLE 3 HJ337

PE material



Light Time*
8 - 12 hrs

Charging Time
4 - 5 hrs

L: **62 cm**
W: **62 cm**
H: **24 cm**

Weight
19 kgs



*According to the color used, the intensity and the outside temperature.

COFFEE TABLES

CONNECTOR MODULE

COFFEE TABLE 1 HJ3020C

PE material




Light Time*
8 - 12 hrs

Charging Time
4 - 5 hrs

L: **42 cm**
W: **42 cm**
H: **42 cm**

Weight
5 kgs



COFFEE TABLE 2 HJ335B

PE material




Light Time*
8 - 12 hrs

Charging Time
4 - 5 hrs

L: **90 cm**
W: **56 cm**
H: **58 cm**

Weight
25 kgs



COFFEE TABLE 3 HJ816D

PE material




Light Time*
8 - 12 hrs

Charging Time
4 - 5 hrs

L: **82 cm**
W: **82 cm**
H: **38 cm**

Weight
9 kgs

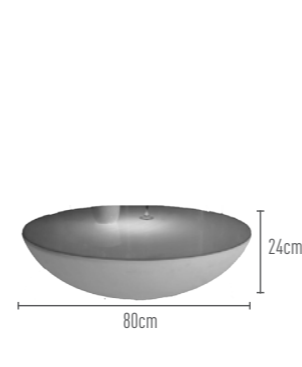


COFFEE TABLES

CONNECTOR MODULE

COFFEE TABLE 4 HJ816A

PE material




Light Time*
5 - 6 hrs

Charging Time
4 - 5 hrs

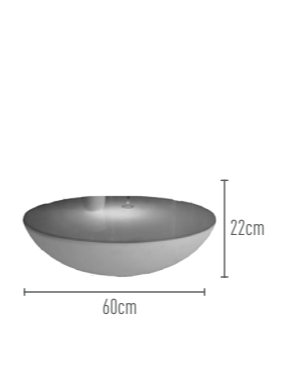
L: **82 cm**
W: **82 cm**
H: **25 cm**

Weight
7 kgs



COFFEE TABLE 5 HJ816B

PE material



Light Time*
5 - 6 hrs

Charging Time
4 - 5 hrs

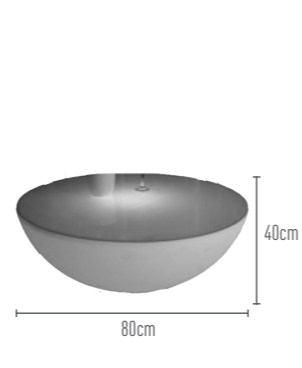
L: **62 cm**
W: **62 cm**
H: **24 cm**

Weight
5 kgs



COFFEE TABLE 6 HJ816C

PE material



Light Time*
5 - 6 hrs

Charging Time
4 - 5 hrs

L: **82 cm**
W: **82 cm**
H: **41 cm**

Weight
8 kgs




*According to the color used, the intensity and the outside temperature.

STOOLS

CONNECTOR MODULE

STOOL 1 HJ6344-C3

PE material with cushion

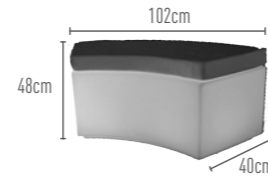


Light Time*
8 - 12 hrs

Charging Time
4 - 5 hrs

L: **104 cm**
W: **52 cm**
H: **50 cm**

Weight
8 kgs

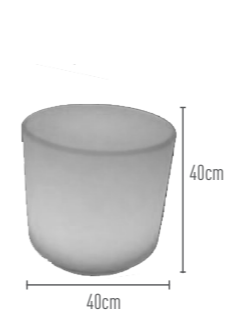


STOOLS

REMOVABLE MODULE

STOOL 2 HJ303B

PE material



Light Time*
8 - 12 hrs

Charging Time
4 - 5 hrs


L: **42 cm**
W: **42 cm**
H: **42 cm**

Weight
5 kgs



STOOL 3 HJ3006

PE material



Light Time*
8 - 12 hrs

Charging Time
4 - 5 hrs

L: **58 cm**
W: **57 cm**
H: **46 cm**

Weight
6 kgs



*According to the color used, the intensity and the outside temperature.

BAR STOOLS

CONNECTOR MODULE

BAR STOOL 1 HJ644-03

PE material

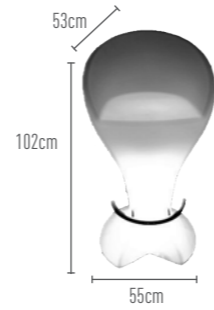


Light Time*
8 - 12 hrs

Charging Time
4 - 5 hrs

L: **57 cm**
W: **55 cm**
H: **104 cm**

Weight
10 kgs



BAR STOOL 2 HJ829

PE material

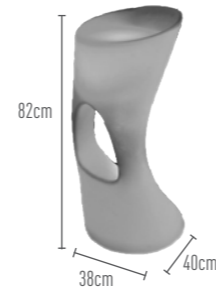


Light Time*
8 - 12 hrs

Charging Time
4 - 5 hrs

L: **40 cm**
W: **42 cm**
H: **84 cm**

Weight
7 kgs




LED DISPLAYS

CONNECTOR MODULE

LED DISPLAY 1 HJ919

PE material



Light Time*
8 - 12 hrs

Charging Time
4 - 5 hrs

L: **42 cm**
W: **42 cm**
H: **17 cm**

Weight
2.5 kgs



LED DISPLAY 2 HJ920A

PE material with tempered glass



Light Time*
8 - 12 hrs

Charging Time
4 - 5 hrs

L: **82 cm**
W: **52 cm**
H: **172 cm**

Weight
37 kgs




*According to the color used, the intensity and the outside temperature.

SOFAS

CONNECTOR MODULE

SOFA 1 HJ921Y

PE material




Light Time*
8 - 12 hrs

Charging Time
4 - 5 hrs

L: **178 cm**
W: **78 cm**
H: **78 cm**

Weight
39 kgs



SOFA 2 HJ921X

PE material with cushion




Light Time*
8 - 12 hrs

Charging Time
4 - 5 hrs

L: **110 cm**
W: **78 cm**
H: **78 cm**

Weight
23 kgs




SOFAS

CONNECTOR MODULE



SOFA 3 HJ818

PE material



Light Time*
8 - 12 hrs

Charging Time
4 - 5 hrs

L: **82 cm**
W: **82 cm**
H: **74 cm**

Weight
10 kgs



*According to the color used, the intensity and the outside temperature.

ICE BUCKETS

CONNECTOR MODULE

ICE BUCKET 1 HJ920C

PE material




Light Time*
8 - 12 hrs

Charging Time
4 - 5 hrs

L: **182 cm**
W: **82 cm**
H: **52 cm**

Weight
39 kgs



ICE BUCKET 2 HJ33330

PE material

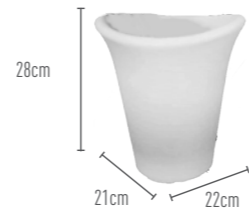


Light Time*
8 - 12 hrs

Charging Time
4 - 5 hrs

L: **23 cm**
W: **25 cm**
H: **30 cm**

Weight
1.5 kgs



ICE BUCKET 3 HJ33331

PE material

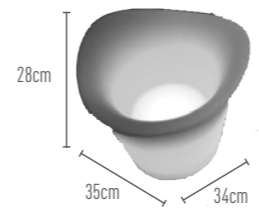


Light Time*
8 - 12 hrs

Charging Time
4 - 5 hrs

L: **35 cm**
W: **36 cm**
H: **30 cm**

Weight
2 kgs

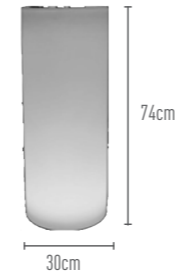


ICE BUCKETS

REMOVABLE MODULE

ICE BUCKET 4 HJ822K

PE material



Light Time*
8 - 12 hrs

Charging Time
4 - 5 hrs


L: **32 cm**
W: **32 cm**
H: **76 cm**

Weight
4 kgs



ICE BUCKET 5 HJ822P

PE material



Light Time*
8 - 12 hrs

Charging Time
4 - 5 hrs

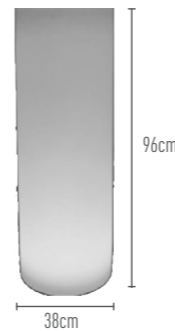
L: **42 cm**
W: **42 cm**
H: **82 cm**

Weight
7 kgs



ICE BUCKET 6 HJ822B

PE material



Light Time*
8 - 12 hrs

Charging Time
4 - 5 hrs

L: **40 cm**
W: **40 cm**
H: **98 cm**

Weight
8 kgs




*According to the color used, the intensity and the outside temperature.

BAR COUNTER

CONNECTOR MODULE

BAR COUNTER 1 - 1/4 ROUND BAR HJ312A

PE material

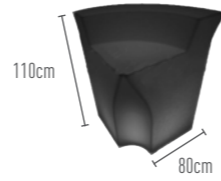


Light Time*
8 - 12 hrs

Charging Time
4 - 5 hrs

L: **82 cm**
W: **82 cm**
H: **112 cm**

Weight
25 kgs



BAR COUNTER 2 - LONG BAR HJ312B

PE material




Light Time*
8 - 12 hrs

Charging Time
4 - 5 hrs

L: **92 cm**
W: **82 cm**
H: **112 cm**

Weight
27 kgs



BAR COUNTER 3 - ICE BUCKET BAR HJ312C

PE material




Light Time*
8 - 12 hrs

Charging Time
4 - 5 hrs

L: **92 cm**
W: **82 cm**
H: **112 cm**

Weight
27 kgs



*According to the color used, the intensity and the outside temperature.

FLOOR LAMPS

REMOVABLE MODULE

LED SQUARE COLUMN 1 HJ815C

PE material



Light Time*
5 - 6 hrs

L: **23 cm**
W: **23 cm**
H: **72 cm**

Charging Time
4 - 5 hrs

Weight
3 kgs



LED SQUARE COLUMN 2 HJ815D

PE material



Light Time*
5 - 6 hrs

L: **32 cm**
W: **32 cm**
H: **82 cm**

Charging Time
4 - 5 hrs

Weight
5.5 kgs



LED SQUARE COLUMN 3 HJ815E

PE material




Light Time*
5 - 6 hrs

L: **32 cm**
W: **32 cm**
H: **117 cm**

Charging Time
4 - 5 hrs

Weight
9 kgs



LED SQUARE COLUMN 4 HJ815B

PE material



Light Time*
5 - 6 hrs

L: **32 cm**
W: **32 cm**
H: **195 cm**

Charging Time
4 - 5 hrs

Weight
14 kgs

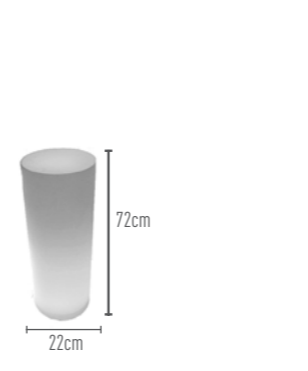


FLOOR LAMPS

REMOVABLE MODULE

LED ROUND COLUMN 1 HJ830A

PE material



Light Time*
5 - 6 hrs

L: **23 cm**
W: **23 cm**
H: **74 cm**


Charging Time
4 - 5 hrs

Weight
3 kgs



LED ROUND COLUMN 2 HJ830C

PE material




Light Time*
5 - 6 hrs

L: **32 cm**
W: **32 cm**
H: **76 cm**


Charging Time
4 - 5 hrs

Weight
4 kgs



LED ROUND COLUMN 3 HJ830B

PE material



Light Time*
5 - 6 hrs

L: **40 cm**
W: **40 cm**
H: **98 cm**


Charging Time
4 - 5 hrs

Weight
7 kgs



LED ROUND COLUMN 4 HJ830E

PE material



Light Time*
5 - 6 hrs

L: **42 cm**
W: **42 cm**
H: **117 cm**

Charging Time
4 - 5 hrs

Weight
10 kgs



*According to the color used, the intensity and the outside temperature.

FLOWER POTS

REMOVABLE MODULE

FLOWER POT 1 HJ300J2

PE material




Light Time*
8 - 12 hrs

Charging Time
4 - 5 hrs

L: **42 cm**
W: **42 cm**
H: **104 cm**

Weight
14 kgs



FLOWER POT 2 HJ300X

PE material



Light Time*
8 - 12 hrs

Charging Time
4 - 5 hrs

L: **84 cm**
W: **84 cm**
H: **78 cm**

Weight
12 kgs



FLOWER POT 3 HJ300Z1

PE material




Light Time*
8 - 12 hrs

Charging Time
4 - 5 hrs

L: **60 cm**
W: **60 cm**
H: **112 cm**

Weight
13 kgs



FLOWER POTS

CONNECTOR MODULE



FLOWER POT 4 HJ300W

PE material



Light Time*
8 - 12 hrs

Charging Time
4 - 5 hrs

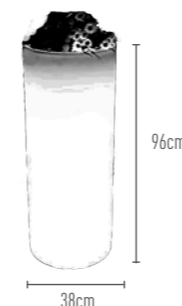
L: **32 cm**
W: **32 cm**
H: **76 cm**

Weight
4 kgs



FLOWER POT 5 HJ300G

PE material



Light Time*
8 - 12 hrs

Charging Time
4 - 5 hrs

L: **40 cm**
W: **40 cm**
H: **98 cm**

Weight
7 kgs



*According to the color used, the intensity and the outside temperature.

ACCESSORIES

Description

- Waterproof IP 65
- Constructed from energy-efficient LED & durable PE plastic
- Progressive changing colors (over 50,000 colors)
- 16 steady colors
- 12 flickering fading colors
- 2 positions dimmer
- Colorful hopping
- Monochromatic flashing
- Colorful flicker
- Suspendable
- 24 buttoned remote control
- Induction charger
- Lithium rechargeable battery
- Eco friendly
- Up to 800 charges
- Copyright
- 1 year warranty
- UL, CE, Rohs, IP65, Reach compliant

Removable Module

Our outdoor rechargeable module manageable with a **REMOTE CONTROL** to easily give you the freedom to create the right mood for your terraces, swimming pools, restaurants, hotel rooms, events, etc ...

- Battery: 2200 MAH Lithium Rechargeable
- Wattage: 2.2 - 2.4W
- LED quantity: 24 pcs
- Lighting time: 8 - 12 hours (according to the color used, the intensity and the outside temperature)
- Charging time: 4 - 5 hours
- Life span: 50,000 hours
- Standby time: 700 hours



ACCESSORIES

Remote Control

24 buttoned remote control

DISTANCE

20 meters

Available with the remote control:

- Progressive changing colors (over 50,000 colors)
- 16 steady colors
- 12 flickering fading colors
- 2 positions dimmer
- Colorful hopping
- Monochromatic flashing
- Colorful flicker



Adapter

Input voltage: 110-220V

Output voltage: 5V

*Plugs are different in different country: AU,EU,UK, US



OTHER HEATERS / MIST FAN



HEATERS



Summary

Cocoon started to produce the first standing electric patio heater and quickly garnered for itself the reputation of being an expert in the launching of our new products in the field of electric patio heaters. Today, we export high-class heating devices with infrared technology to more than 50 countries.

Manufacturing Procedures

We operate a complete end-to-end production system, ranging from component manufacture to final product assembly. Our process includes: professional R&D; advanced and automated workflow production, assembly, quality control system and service.

Certification

We strictly follow the BSCI, QMS and ISO quality control system. This enables us to pass the factory audit from Walmart, OBI, Carrefour, Costco, Lowes, Argos, Aldi, etc. All of our products meet the highest international quality standards, promising cost-effectiveness, reliability and efficiency.

Safety

PSE, CE, GS, CB, RoHS, cETLus, SAA

MIST FAN



Summary

The mist fan Cocoon produced can reduce the ambient heat in an area by up to 30% which helps to keep you and your guests cool.

It is a real portable air-conditioner, powerful and highly efficient, that can be moved anywhere you want to create havens of comfort even on the hottest days.

Innovation

The coolness you feel with a standard fan is caused by a principle called evaporative cooling. In a warm environment your body sweats and liquid perspiration forms on your skin. As the circulating air from the fan moves over your skin it evaporates the perspiration. Energy is used in that process and the result is a coolness at the surface where the process takes place. In addition, the moving air is more efficient at removing radiated heat from your body. With a misting fan, water is added to the equation. A fine spray of water is combined with the air movement of the fan.

Safety

CE, RoHS, PSE, SAA

HEATERS

HOT SPOT HEATERS

ZHQ2028S



Height: 210 cm
Power: 220-240 V, 2000 W
Function:

- Three heat pipes
- White halogen tube
- On-on-on-off (e.g. 650 / 1300 / 2000 / 0 W)

Product size 100 x 100 x 120 cm
Net weight: 15.6 kg
Gross weight: 17.4 kg
Carton size: 63 x 50 x 42 cm

ZHQ1080-RDL



Height: 180 cm
Power: 220 V, 1500 W
Function:

- Single heat pipe
- Red halogen heating pipe
- On-on-on-off (e.g. 650 / 1300 / 2000 / 0 W)

Base diameter: 45 cm
Top diamete: 14 cm
Net weight: 15 kg
Gross weight: 18 kg
Carton size: 185 x 45 x 23 cm



MIST FAN

26" FAN

DB-26CF01



Size: 26" inch
Height: 1.75 m
Motor 100% copper
Voltage: 220 V
Frequency: 50 / 60 Hz
Switch: 3 speed
Tank capacity: 50 L
Drop the temperature: 2 - 8°C
Spray effective distance: 10 m
Air flow: 145 m³/min
Water flow: 0-5 L/hr
Certificate: CE RPHS PSE SAA
Color of tank:
 black
 blue

DB-26CF08



Size: 26" inch
Motor 100% copper
Voltage: 220 V
Frequency: 50 / 60 Hz
Switch: 3 speed
Drop the temperature: 2 - 8°C
Water flow: 0-5 L/hr
Certificate: CE RPHS PSE SAA
Feature

- High quality and fresh design
- Connect to tap water
- Mist switch and fan switch and mist volume controller are designed on the water tank





OUR PARTNERS



and more ...

Cocoon Concept Ltd

UnitF 12/F Gee Tung Chang Industrial Bldg | 4 Fung Yip St | Siu Sai Wan | Hong Kong

T (852) 2896 0600 | F (852) 2896 0200

info@cocoon-concept.com

WWW.COCOON-CONCEPT.COM